







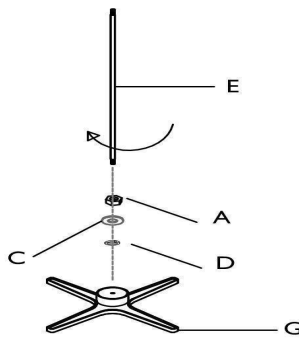


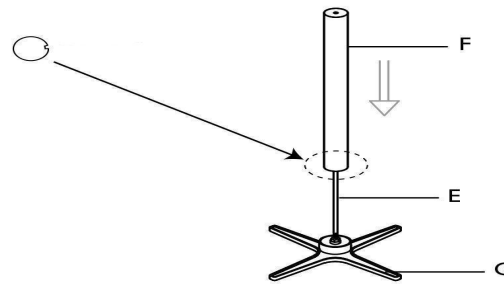
Lista de hardware:

| | | | | | | |
|---|---|----------|--|---|---|--------------|
| | | | | | | |
| A |  | 2 piezas | | E |  | tornillo 1pc |
| B |  | 1 piezas | | F |  | Columna 1pc |
| C |  | 2 piezas | | G |  | Chasis 1pc |
| D |  | 2 piezas | | H |  | Chasis 1pc |

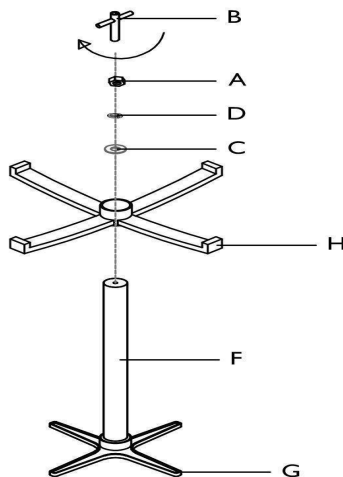
Paso 1



Paso 2



Paso 3



El final

